

**Silicon PNP transistor epitaxial type  
B5105**

**[ Applications ]**

General purpose

**[ Feature ]**

Low collector saturation voltage  $V_{CE(sat)} = -0.33V$  (Max.) at  $I_C = -2A$ ,  $I_B = -0.1A$

**[ Absolute maximum ratings (Ta=25C) ]**

Characteristic	Symbol	Maximum ratings	Unit
Collector-base voltage	VCBO	-40	V
Collector-emitter voltage	VCEO	-30	V
Emitter-base voltage	VEBO	-5	V
Collector current	IC	-2	A
Junction temperature	Tj	150	C
Storage temperature	Tstg	-55 to 150	C

**[ Electrical characteristics (Ta=25C) ]**

Characteristic	Symbol	Min.	Typ.	Max.	Unit	Conditions
Collector-base breakdown voltage	BVCBO	-40	-	-	V	$I_C = -50\mu A$ , $I_E = 0A$
Collector-emitter breakdown voltage	BVCEO	-30	-	-	V	$I_C = -1mA$ , $I_B = 0A$
Emitter-base breakdown voltage	BVEBO	-5	-	-	V	$I_E = -50\mu A$ , $I_C = 0A$
Collector cut-off current	ICBO	-	-	-1	$\mu A$	$V_{CB} = -20V$
Emitter cut-off current	IEBO	-	-	-1	$\mu A$	$V_{EB} = -4V$
DC current gain	hFE	82	-	390	-	$V_{CE} = -2V$ , $I_C = -1A$
Collector-emitter saturation voltage 1	$V_{CE(sat)1}$	-	-	-0.45	V	$I_C = -2A$ , $I_B = -50mA$
Collector-emitter saturation voltage 2	$V_{CE(sat)2}$	-	-	-0.33	V	$I_C = -2A$ , $I_B = -0.1A$

Notice 1) These are measured data of transistors assembled by PHENITEC SEMICONDUCTOR Corp. and are for reference only.

Notice 2) The contents described herein are subject to change without notice.

Fig.1 IC - VBE(on)  
at VCE=-2V, Ta= 25C

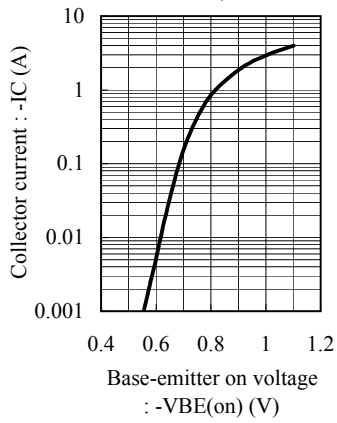


Fig.2 hFE - IC  
at VCE=-2V, Ta= 25C

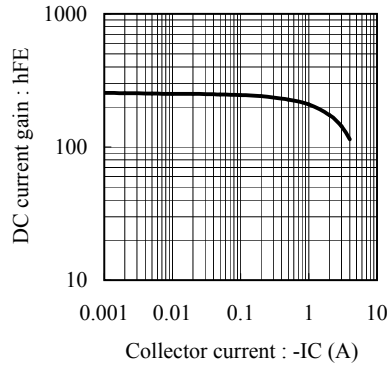


Fig.3 VCE(sat) - IC  
at IC/IB= 20, Ta= 25C

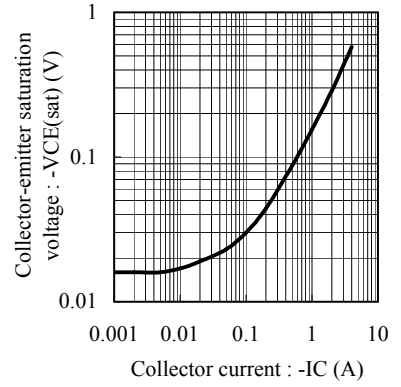


Fig.4 VCE(sat) - IC  
at IC/IB= 40, Ta= 25C

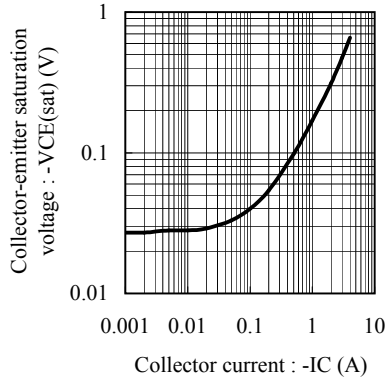


Fig.5 VBE(sat) - IC  
at IC/IB= 10, Ta= 25C

